

Installation manual for: **Ford**

C-Max 2005 - 2011
Galaxy 2006 - 2013

Fiesta 2006 - 2008
Kuga 2008 - 2013



Focus 2004 - 2007
S Max 2006 - 2013

Fusion 2005 - 2007
Transit 2006 - 2013

Installation kit includes the following items:



- * 1X 2-ISO 100 mm. metal bracket
- * 1X Fixing trim
- * 1X Replacement Panel
- * 2X Mounting plates
- * 2X Mounting spacers
- * 2X Radio removal keys
- * 4X Screws
- * 2X Cushion

Silver, Vehicles with Visteon 6000cd



We advice to use the following positions.
Other positions are also possible.


Use position 2 marked with a cross.
Use position 16 & 18 marked with an arrow
Measured from left to right.



* Mount the plates.




Remove the original radio using Ford radio release keys.



Un-plug and remove head unit.



Fit the double din metal bracket.



Push in the metal clip to secure the cage into place.



Fit the head unit into the cage, then fit the replacement panels.