



PLUG, PAIR AND PLAY
TURN YOUR AUDIO SYSTEM*
INTO A *BLUETOOTH* RECEIVER


**Audio system must be equipped with an AUX in (3.5 jack-in or RCA)*



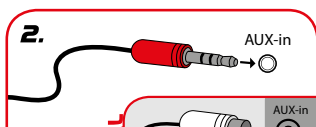
PMR 202BT
Bluetooth® receiver


Built in 3.5mm audio output jack (Jack-to-Jack cable included)
 Compatible with *Bluetooth* smartphones, tablets, pc's and notebooks
 Powered by 5V USB connection

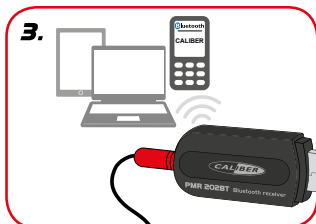
HOW IT WORKS:

1. 

NOTE
 The USB port must supply 5V output and does not necessarily to be located on the audio system. It may also be an external power source, like an USB adapter (see Caliber PS41 or PS47).

2. 

OPTIONAL 

3. 

4. 

Bluetooth
 A2DP
 AUDIO STREAMING

INSTRUCTIONS

1. Connect to the PMR to a USB port* and plug in the 3.5mm Jack cable.
 2. Plug the other end of the Jack cable into the audio system.
 3. Search for the PMR with your device and select 'PMR202BT Caliber' from the list. The pass-code is '0000'
 4. Ready for use. Get streaming!
- OPTIONAL** is to use a Jack-to-RCA cable like the Caliber CLA 150.2
- * USB port must supply 5V output and it may also be an external power source (PS41 or PS47).



WWW.CALIBER.NL

CALIBER EUROPE BV · Kortakker 10 · 4264 AE Veen · The Netherlands · Tel: +31 416-699 000